

UNSHeltered HOMELESSNESS

OVERALL SUMMARY

Households unsheltered, as identified in Coordinated Entry

Households

Persons

TOTAL (January 1-December 31, 2021)

372

526

Single adults and couples without children

254 (68%)

275 (52%)

Households with adults and children

56 (15%)

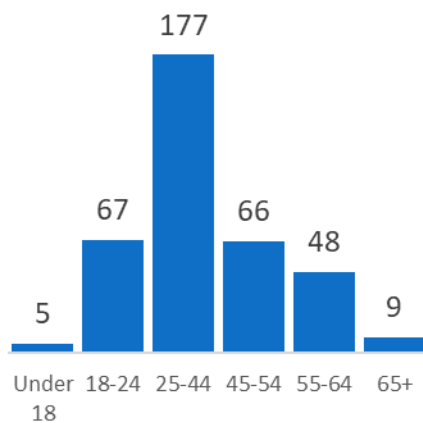
184 (35%)

Unaccompanied youth households

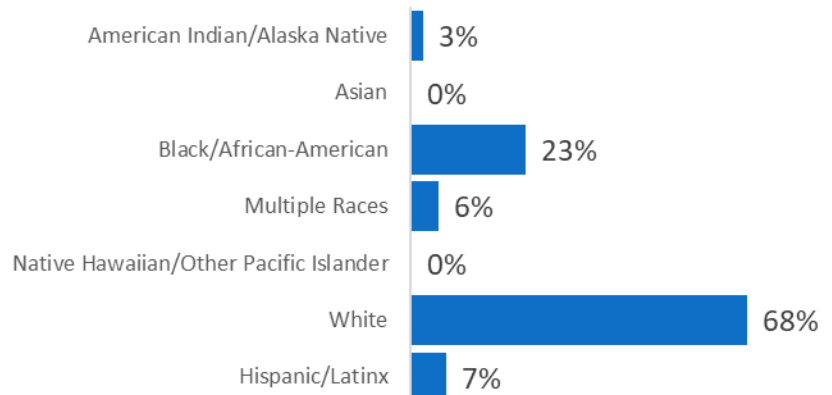
62 (17%)

67 (13%)

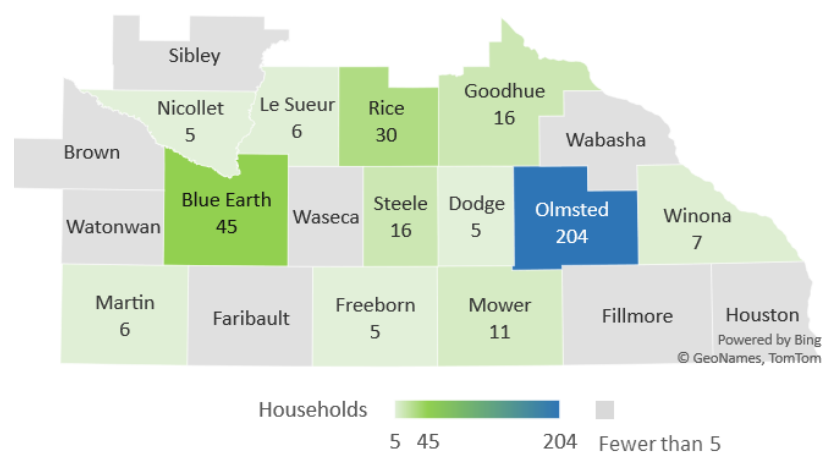
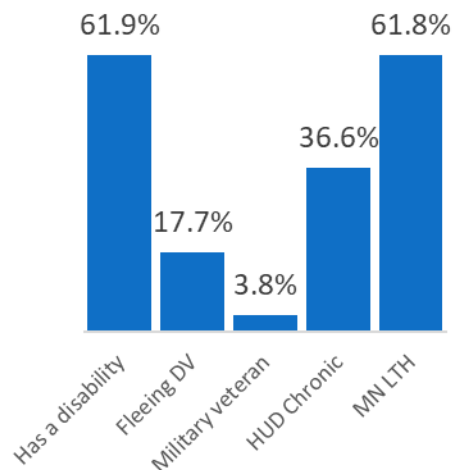
Age of householder



Race or ethnicity of householder



Other subpopulations

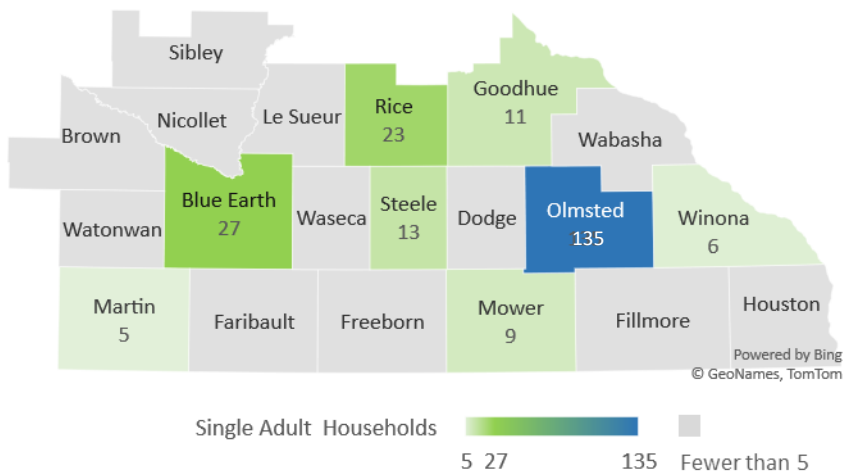


SINGLE ADULTS AND COUPLES

254
households
275 persons

More likely to:

- Identify as male (63.3%)
 - Have a disability (67.1%)
 - Qualify as HUD Chronic (43.7%)
- than the overall unsheltered population*

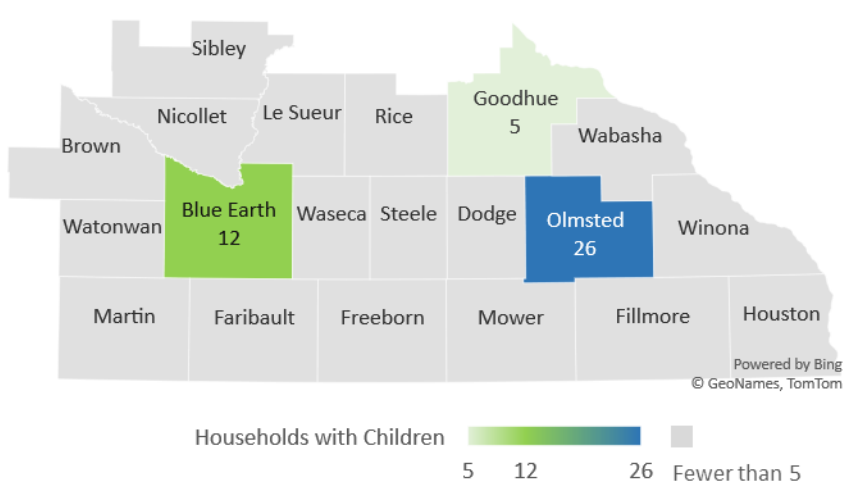


HOUSEHOLDS WITH CHILDREN

56
households
184 persons

More likely to:

- Identify as female (77.6%)
 - Be fleeing violence (22.4%)
 - Identify as person of color (41.4%)
- than the overall unsheltered population*



UNACCOMPANIED YOUTH HOUSEHOLDS

62
households
67 persons

More likely to:

- Identify as transgender (3.3%)
 - Be fleeing violence (31.8%)
 - Identify as person of color (56.6%)
- than the overall unsheltered population*

